

GOVT. OF KERALA
REGISTRATION DEPARTMENT

Document Registration using e-Stamp

e-Stamp

e-Stamp is the computer generated alternative for conventional stamp paper.

Government of Kerala has taken decision for optionally using e-stamp for Document Registration where Stamp Duty exceeds Rs. 100,000/-

Use e-stamp for Document Registration

- 1. Visit Registration Department portal www.keralaregistration.gov.in and select online applications



- 2. Logon to Online Applications



3. Select NEW TOKEN (To view previously entered tokens, select MY TOKENS)



WELCOME *docUser,*






You have successfully logged into the online application portal of **Registration Department, Govt of Kerala.**

Document Registration Help

STEPS FOR DOCUMENT REGISTRATION

1. Click on the **NEW TOKEN** Option from the icon.
 [Note:Partially/Fully Submitted Documents will be available in **MY TOKENS** list]
2. Transaction Type Selection for New Token
3. Document Details Entry
4. Self Verification
5. Submit to SRO
6. Print/Download Acknowledgement Slip
7. Online Payment of Fees
8. Select Timeslot For Document Presentation at SRO


4. Select SRO and Transaction Type

 Home  Logout  Document Status  Malayalam  ContactUs

Home > Doc. Registration > New Token






Transaction Type selection for New Token

*District	Thiruvananthapuram	*Sub-Registrar Office	Chala
*Taluk	Thiruvananthapuram	*Transaction Type	Sale
*Sub Transaction Type	Sale - Conveyance--0702	*Book No	1



5. Enter the details about Document, executant, claimant, Presentation etc.

Jser : docUser
Wednesday, May 10, 2017

 Home  Logout  Document Status  Malayalam  ContactUs

Presentation PR document Executant Claimant Property Link Enclosure Witness Adln. Note

*** Mandatory Fields**

Enter the document details in Malayalam for Malayalam document and in English for English document.


PRESENTATION DETAILS

Token Number	New Token	*Book No	1
*District	Thiruvananthapuram	*Sub-Registrar Office	Chala
		*Transaction Type	0702-Sale - Conveyance

Details Regarding Presenter

* Presenter	Executant	*Presentation Date	[Calendar]
		*Nativity	<input checked="" type="radio"/> Keralite <input type="radio"/> Non-Keralite
*Name of the Presenter		* Relation Type	-- Select --
* Age		* Occupation	
* Place		* Post Office	
*Mobile No		* ID Type	-- Select --
ID Issued Date	[Calendar]	ID Expiry Date	[Calendar]
Email ID		* Issuing Authority	

Details Regarding Document



6. If stamp duty is greater than Rs. 100,000/-system asks for the mode payment for stamp duty

PRESENTATION DETAILS			
Token Number	New Token	*Book No	1
*District	Thiruvananthapuram	*Sub-Registrar Office	Chala
		*Transaction Type	0702-Sale - Conveyance
Details Regarding Presenter			
* Presenter	Claimant	*Presentation Date	11/05/2017
*Name of the Presenter	Kumar	* Relation Type	Son of
* Age	45	* Occupation	Govt Service
* Place	Vettiyoorkavu	* Post Office	Vattiyoorkavu
*Mobile No	9495627026	* ID Type	PAN
ID Issued Date		ID Expiry Date	
Email ID		* Issuing Authority	Income Tax Department
*Nativity	<input checked="" type="radio"/> Keralite <input type="radio"/> Non-Keralite		
* Relative's Name	KVN		
* House Name	No 10, GPRA		
* Pincode	695013		
* ID No.	ABKP19707G		
Details Regarding Document			
* Document Amount	1500000	Presentation Type*	General
*No of Filing sheets	3		
*Original district	Thiruvananthapuram	*Original Taluk	Thiruvananthapuram
*Original Village	Manacadu	* Local Body	Corporation
		Licence Number of Document Writer(if Any)	2345
Mode of Stamp Duty Payment : <input checked="" type="radio"/> e-Stamp <input type="radio"/> Physical stamp paper [Allowed only for stamp duty less than or equal to 1 Lakh]			
*Stamp Date	10/05/2017	*Date of Execution	10/05/2017
Duplicate?	<input checked="" type="radio"/> Yes <input type="radio"/> No 1 nos	Unvalued Agreement?	<input type="radio"/> Yes <input checked="" type="radio"/> No
Whether Authentication required in payment of consideration?	<input type="radio"/> Yes <input checked="" type="radio"/> No		*Consideration Amount
Place Presented other than SRO?	<input type="radio"/> Yes <input checked="" type="radio"/> No		Place Presented
			-- Select --
*Amount assessed for Stamp Duty and Registration Fee		1500000	(മുദ്രാശ്യാം വരികൾക്കുൾ ഹിന്ദു മതം:പ്രമാണപത്രം)
<i>[Note:പ്രമാണപത്രം വിലക്കുൾ മുദ്രാശ്യാം മുദ്രാശ്യാം മുദ്രാശ്യാം മുദ്രാശ്യാം മുദ്രാശ്യാം മുദ്രാശ്യാം മുദ്രാശ്യാം മുദ്രാശ്യാം മുദ്രാശ്യാം മുദ്രാശ്യാം...]</i>			
Remark			
		Reset	Save

7. Enter all other required details and complete self verification. System shows the fees details . Now the application is ready for purchase of e-stamp.

8. Submit button shows the message “Submit Application for e-Stamp”

Fee Details

Token No : T15755

Year : 2017

Book No : 1

Transaction Type : Sale - Conveyance


Document Amount : Rs 1500000/-

Assessed Amount : Rs 1500000/-

System Generated Amount : Rs 5150000/-

Registration fee & Stamp duty will be calculated based on the highest amount entered/system calculated amount: Rs 5150000/-

Eligible for Exemption on Registration Fee and Stamp Duty as per Government Order

Transaction Type	Stamp Duty (Rs)	Fee (Rs)	Edit
Sale - Conveyance	412000	103000	
Additional sheet	0	10	
Duplicate (related to documents registered in Book 1)	500	200	
Total	412500	103210	

Note: Please verify all fee and application details before proceeding to 'Application Submission'. Data cannot be changed after 'Application Submission'.

[Back](#)

[Submit Application For e-Stamp](#)

[Print](#)

9. Now, proceed for Fee payment.

Note : In new version, fee payment requires log on to the system. Hence , the option for fee payment is available only after log in to the application.

10 Click on the icon " Online payment".

The screenshot displays the official website of the Registration Department, Government of Kerala. The header features the department's logo and name, along with a version number 'PEARL Net V.3.0.1'. A navigation menu includes links for Home, Queries, Doc. Registration, Special Marriage, Certificates, and Gahan. The user is identified as 'soumya' and the date is 'Saturday, May 13, 2017'. A toolbar contains icons for Home, Online Payment, Logout, Document Status, Malayalam, and Contacts. The main content area shows a confirmation message: 'Your Application has been Submitted Successfully'. Below this, application details are listed: SRO : Chala, Token No : T15750, Book No : 1, and Year : 2017. A prominent red message states 'Fee Payment is Pending for the Application.' A section titled 'Steps for Online Fee Payment :' provides a seven-step guide for users to complete their payment. At the bottom, there are three buttons: 'Back', 'Print Application Details', and 'View/Print slip for on-line Payment'.

REGISTRATION DEPARTMENT
GOVERNMENT OF KERALA

PEARL Net
V.3.0.1

Home Queries Doc. Registration Special Marriage Certificates Gahan

User : soumya
Saturday, May 13, 2017

Home Online Payment Logout Document Status Malayalam Contacts

Your Application has been Submitted Successfully

SRO : Chala Token No : T15750 Book No : 1 Year : 2017

Fee Payment is Pending for the Application.

Steps for Online Fee Payment :

1. Print Fee Details.
2. Click on 'Online Payment' Option.
3. Application Type : Select 'Document Registration'.
4. Give the Token Number.
5. You will be directed to the bank portal for payment and will be automatically returned after successful payment. [Incase of payment failure, you will be automatically redirected to the Check Status page.]
6. Select Timeslot for Document Presentation at SRO.
7. Present your document at scheduled time at SRO.

Back Print Application Details View/Print slip for on-line Payment

11 Now system shows the options for remitting fees.

Fees can be paid in any one of the following options :

Stamp duty only

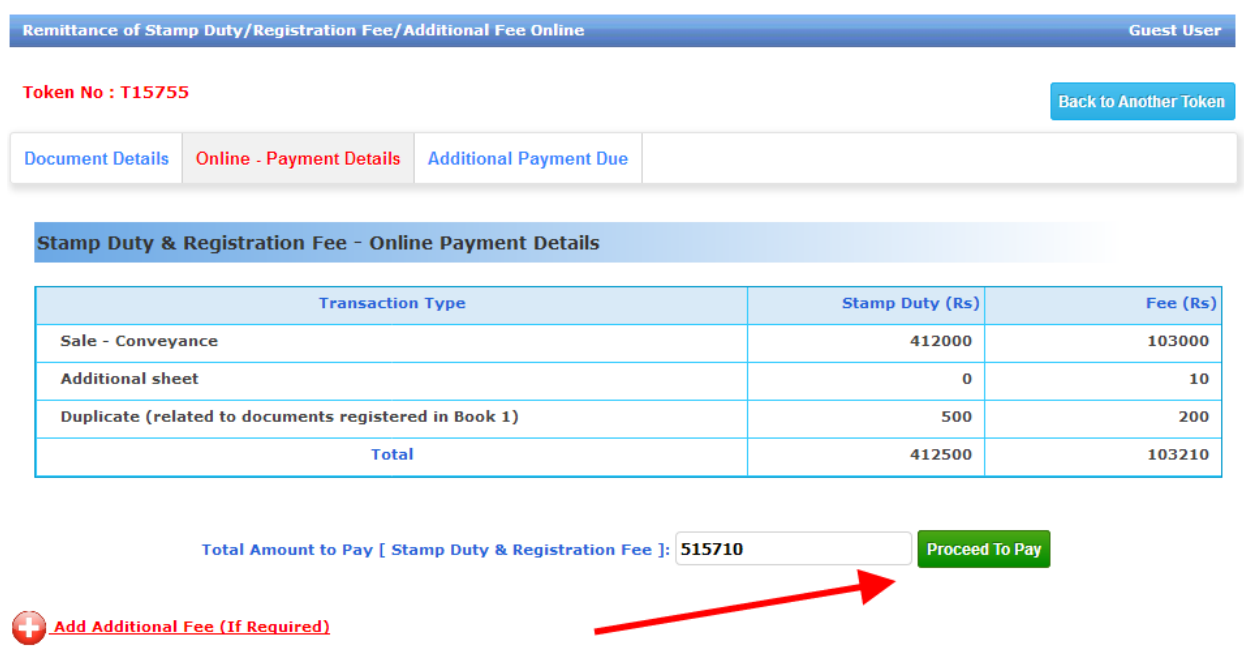
Registration fee only (Note: this case is applicable only after paying the stamp duty)

Stamp duty and Registration fee together



12 Select the payment option. System displays the fee details and asks for payee details, payment mode etc.

(payment mode :e-payment or Direct treasury payment)



* Mandatory Fields

Stamp Purchaser Details Payment Details

Stamp Purchaser Details

*Select Name : Kumar - 9495627026(Prese *Name (In English): Kumar

*House Name (In English): No 10, GPRA *Place (In English): Vattiyookavu

Note : Provide a valid mobile number to receive OTP at the time of Refund Request

*Mobile Number : 9495627026

Payment is enabled after OTP validation.

* Mandatory Fields

Stamp Purchaser Details Payment Details

Stamp Duty & Registration Fee Payment


Transaction Type	Stamp Duty	Registration Fee
Sale - Conveyance	412000	103000
Additional sheet	0	10
Duplicate (related to documents registered in Book 1)	500	200
Total	412500	103210

Amount To Pay Now E-Payment Direct to Treasury

Your Transaction ID for payment : 620T1575501

Note : Save your transaction ID for future reference. Thanks!

- 13 Click on PAY NOW button : System displays the details entered and an important message regarding how to proceed for payment.



Payment Details:

Transaction ID	620T1575501
Applicant's Name	Kumar
Address	housetname, Vattiyoorkavu
Application Type	Document Registration
Sub Registry Office	Chala
Amount	Rs. 3/-

Attention

If the e-payment transaction fails, please **DO NOT** submit any fresh applications. Instead, kindly select the Menu option :- **Doc.Registration -> Online Payment** for checking the e-payment status or initiating another e-payment transaction.

Please note down the Transaction Id : **T15755** for the purpose of the above.

14 Now, the e-Treasury screen appears and prompts for selecting Bank and to proceed for payment

Welcome To E-Treasury Kerala

Select Bank *

15 Give the username, password , OTP etc as per the bank portal and do thePayment.

In the case of 'Direct Treasury Payment' payment mode, user has to download the 'Pay-in-slip' generated by the system and approach treasury for payment (produce the pay in slip at treasury for payment)

16 Visit registration portal again and confirm the payment.

Home Queries Doc. Registration Special Marriage Certificates Gahan

ser :
rednesday, May 10, 2017

Home NewUser Login Online Payment View e-Stamp Select Timeslot Document Status Malayalam ContactUs

Remittance of Stamp Duty/Registration Fee/Additional Fee Online Guest User

Application Type : Document Registration

Document Registration

Token No* T : 15735 View Details Reset Token No.

17 System displays the details of Fee paid.

Click on the button **e-stamp**(displayed in the action part) to download the e-Stamp

Home NewUser Login Online Payment View e-Stamp Select Timeslot Document Status Malayalam ContactUs

Remittance of Stamp Duty/Registration Fee/Additional Fee Online Guest User

Token No : T15735 Back to Another Token

Document Details Online - Payment Details Additional Payment Due

Stamp Duty & Registration Fee - Online Payment Details

Transaction No	Payment Type	Amount	Payment Mode	Status	Action
620T1573501	Stamp Duty & Registration Fee	3.00	e-Payment	✓	Receipt e-Stamp e-Challan
620T1573502	Stamp Duty & Registration Fee	3.00	Manual Cash Payment (Treasury)	✓	Receipt e-Challan E-stamp for duplicates 1. Download e-Stamp for duplicate 2. Download e-Stamp for duplicate

Please enter GRN to cross verify the chalan with e-stamp.

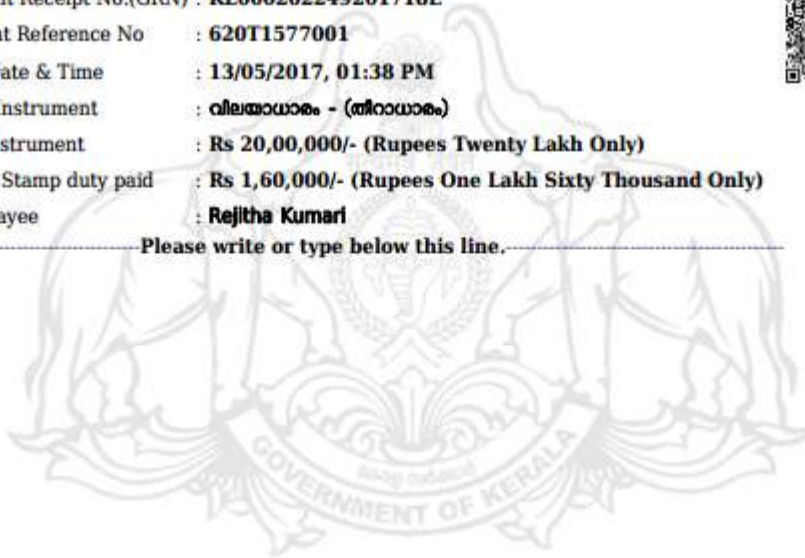


A0000000322017



e-Stamp Serial No. : ES000975077511111E
Government Receipt No.(GRN) : KL000202249201718E
Department Reference No : 620T1577001
Payment Date & Time : 13/05/2017, 01:38 PM
Nature of Instrument : വിലയാക്കം - (തീനയാക്കം)
Value of Instrument : Rs 20,00,000/- (Rupees Twenty Lakh Only)
Amount of Stamp duty paid : Rs 1,60,000/- (Rupees One Lakh Sixty Thousand Only)
Name of Payee : Rejitha Kumari

-----Please write or type below this line.-----



e-Stamp has a serial number. It also displays the GRN and other details. The QR code also displays the same details. The authenticity can be verified by visiting Registration portal by giving the e-stamp serial number. The Document details can be written/ printed on the e-stamp starting from the marked portion.

18 finally select time slot and submit the application to SRO.

* Mandatory Fields

Select Timeslot for Document Registration

Token No* T: 15744

Schedule/ Reschedule Time Slot

Reset Token No.

Party has to present at SRO for registration with the physical document as per the date and time selected.



Registered e-stamp can be verified at <http://keralaregistration.gov.in> as above.